

# City of Granite Shoals Citizens Survey Bulk and Recycle Trash Service

Thursday, July 18, 2019



# 233

## Total Responses

Date Created: Monday, June 24, 2019

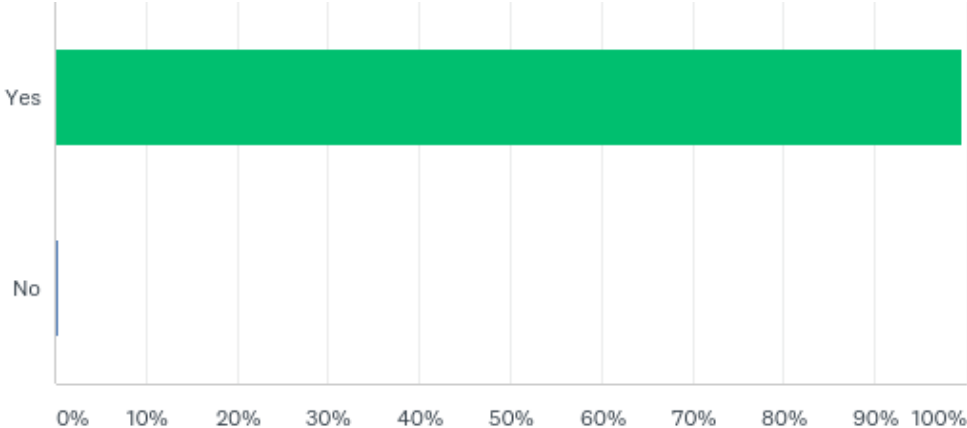
Date ended July 18, 2019

16 Questions

Complete Responses: 177 (# who skipped no questions)

# Question 1: Do you have trash services in Granite Shoals?

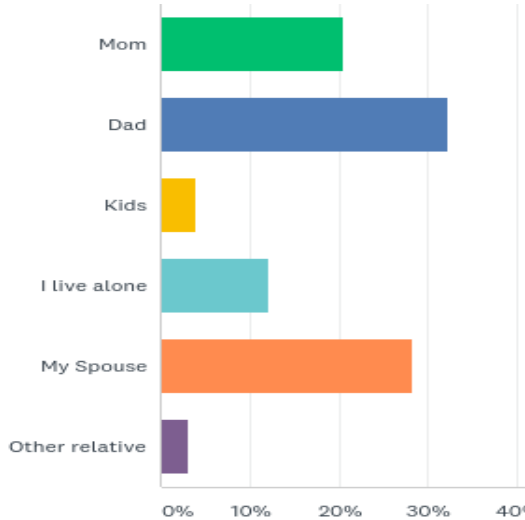
Answered: 231 Skipped: 2



ANSWER CHOICES	RESPONSES	
Yes	99.57%	230
No	0.43%	1
TOTAL		231

## Question 2: Who takes out the trash at your house?

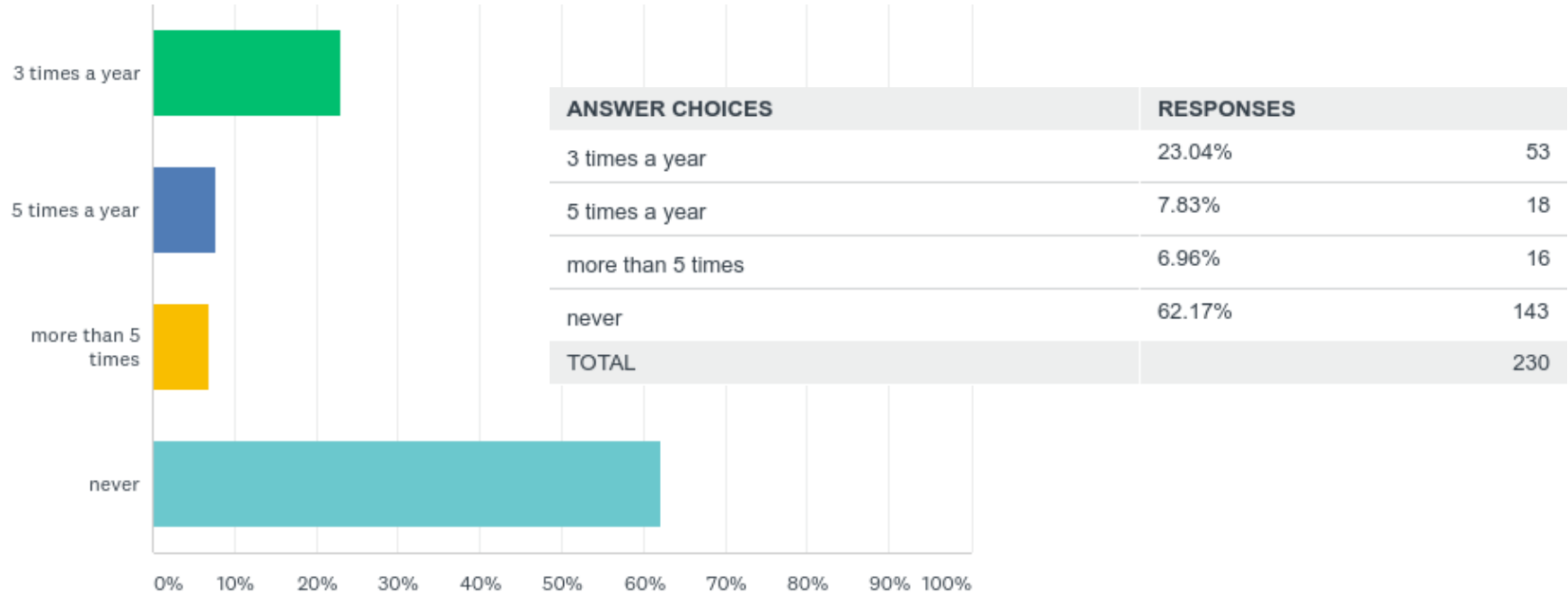
Answered: 230 Skipped: 3



ANSWER CHOICES	RESPONSES
Mom	20.43% 47
Dad	32.17% 74
Kids	3.91% 9
I live alone	12.17% 28
My Spouse	28.26% 65
Other relative	3.04% 7
<b>TOTAL</b>	<b>230</b>

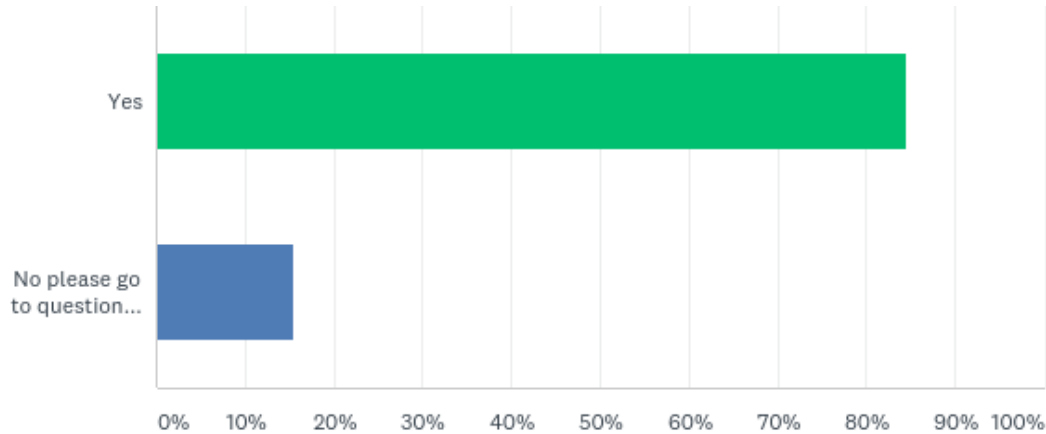
# Question 3: How many times a year do you forget to take the trash out?

Answered: 230 Skipped: 3



# Question 4: Do you use the current roadside bulk service in Granite Shoals?

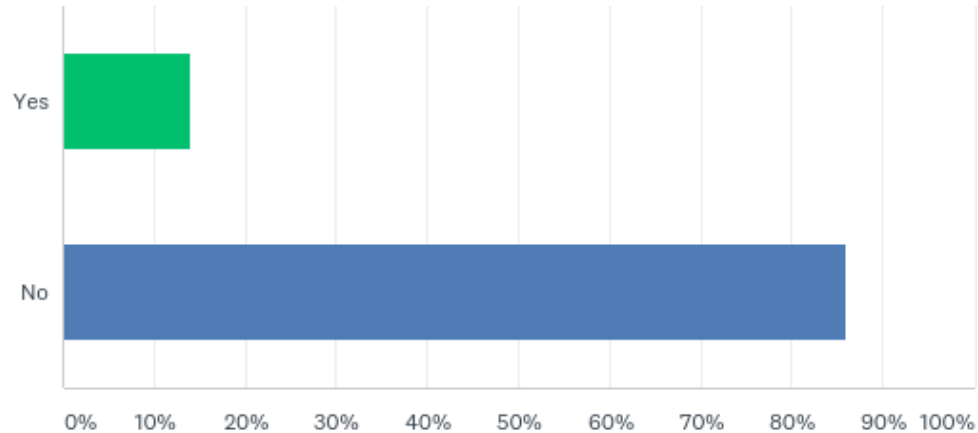
Answered: 231 Skipped: 2



ANSWER CHOICES	RESPONSES	
Yes	84.42%	195
No please go to question number 7	15.58%	36
TOTAL		231

## Question 5: Do you call City Hall to let staff know when you have a need for bulk pickup?

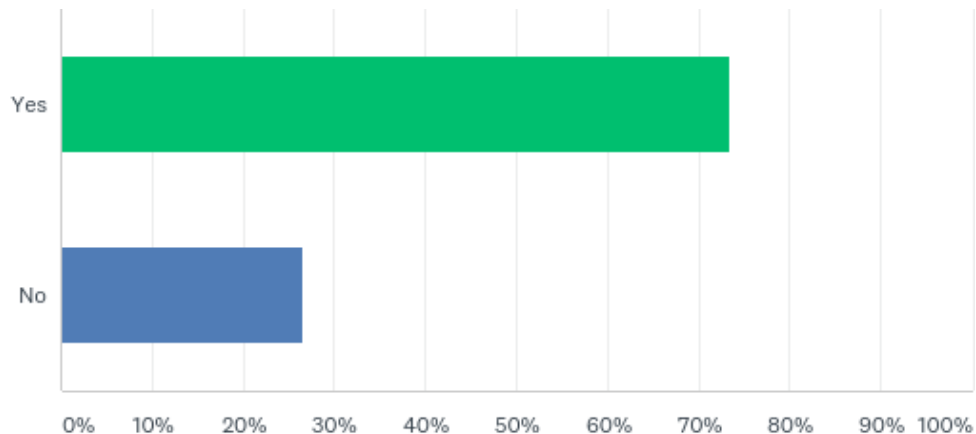
Answered: 215 Skipped: 18



ANSWER CHOICES	RESPONSES	
Yes	13.95%	30
No	86.05%	185
TOTAL		215

## Question 6: Do you place bulk material out to the roadside every other week according to the pick-up schedule?

Answered: 218 Skipped: 15

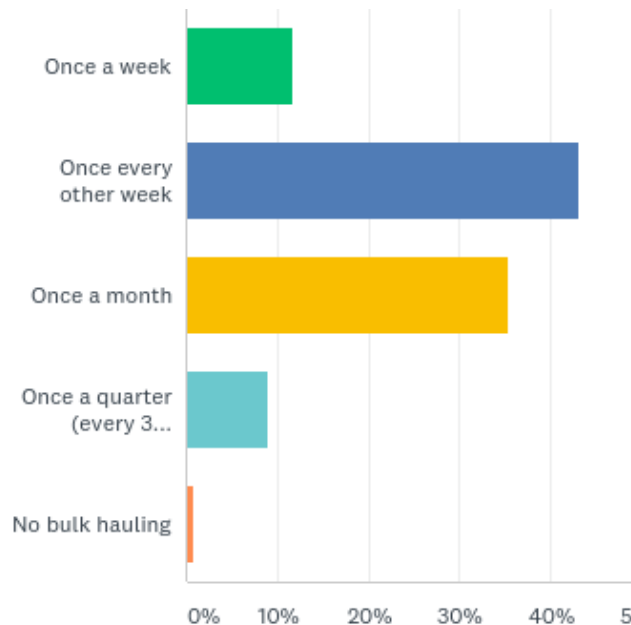


ANSWER CHOICES	RESPONSES	
Yes	73.39%	160
No	26.61%	58
TOTAL		218



# Question 7: How often do you think the city should have roadside bulk pick-up services?

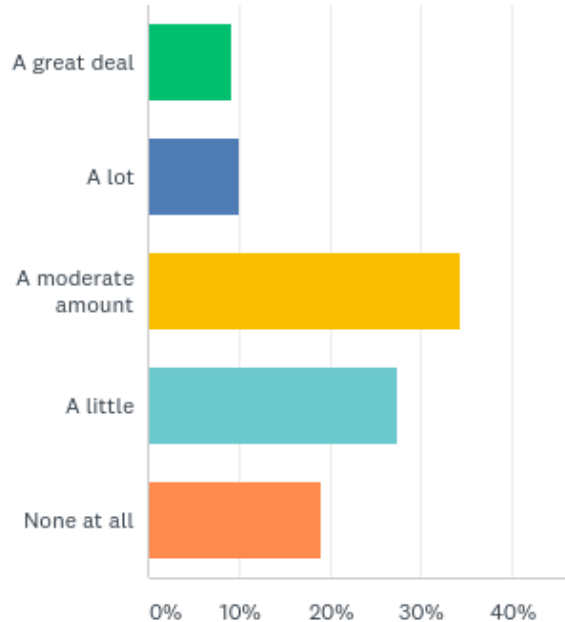
Answered: 232 Skipped: 1



ANSWER CHOICES	RESPONSES	
Once a week	11.64%	27
Once every other week	43.10%	100
Once a month	35.34%	82
Once a quarter (every 3 months)	9.05%	21
No bulk hauling	0.86%	2
<b>TOTAL</b>		<b>232</b>

## Question 8: How much do you think you know about recycling in our area?

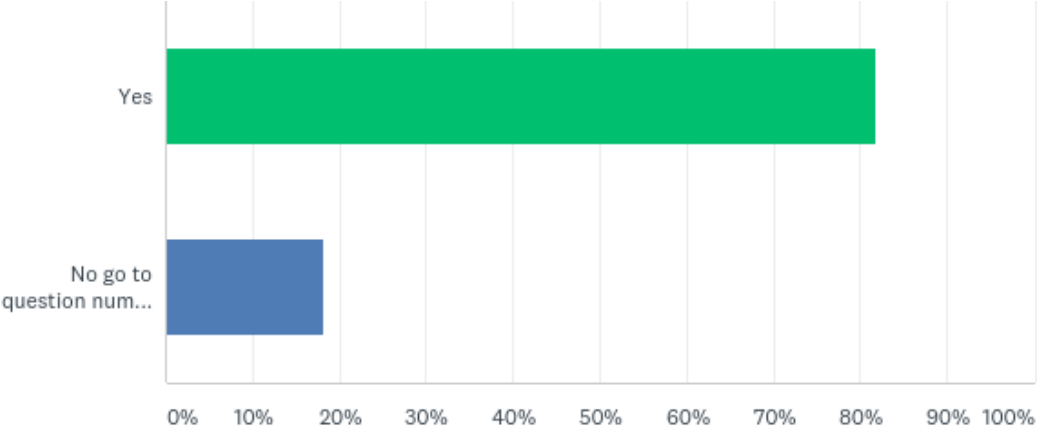
Answered: 230 Skipped: 3



ANSWER CHOICES	RESPONSES	
A great deal	9.13%	21
A lot	10.00%	23
A moderate amount	34.35%	79
A little	27.39%	63
None at all	19.13%	44
<b>TOTAL</b>		<b>230</b>

# Question 9: Are the current recycling efforts important to you?

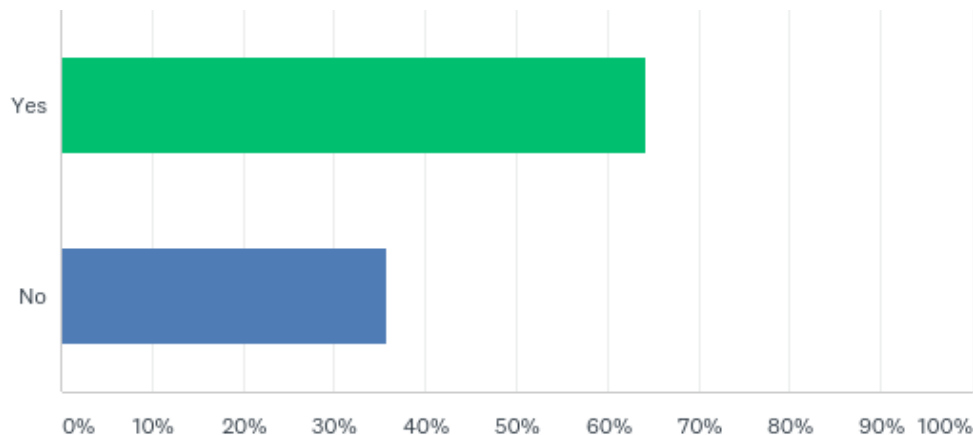
Answered: 230 Skipped: 3



ANSWER CHOICES	RESPONSES	
Yes	81.74%	188
No go to question number 14	18.26%	42
<b>TOTAL</b>		<b>230</b>

## Question 10: Do you use the current container that is offered for your recycling needs?

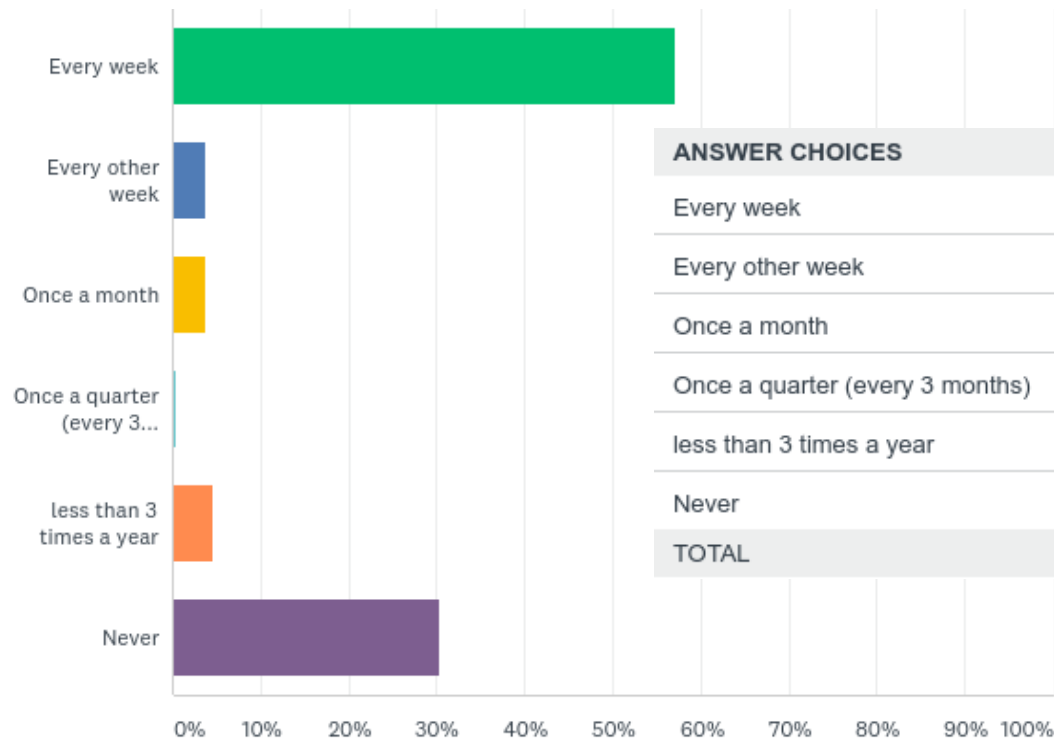
Answered: 215 Skipped: 18



ANSWER CHOICES	RESPONSES	
Yes	64.19%	138
No	35.81%	77
TOTAL		215

# Question 11: How often do you set your recycle container to the roadside?

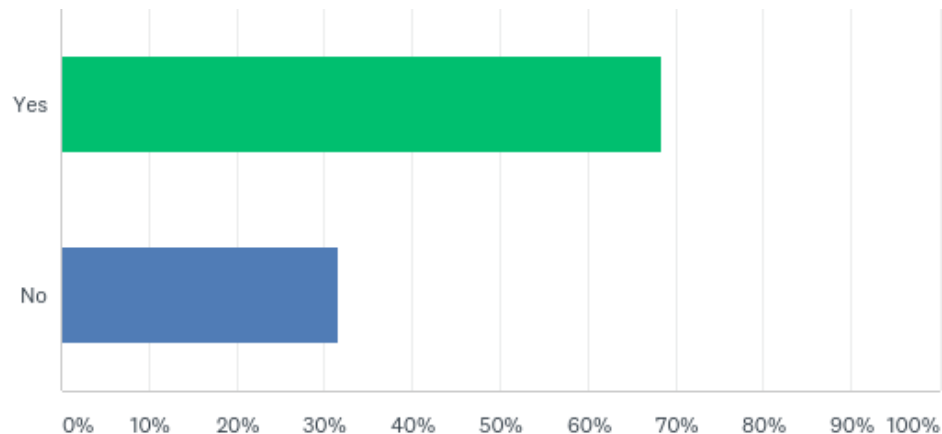
Answered: 214 Skipped: 19



ANSWER CHOICES	RESPONSES
Every week	57.01% 122
Every other week	3.74% 8
Once a month	3.74% 8
Once a quarter (every 3 months)	0.47% 1
less than 3 times a year	4.67% 10
Never	30.37% 65
TOTAL	214

## Question 12: Are the recycling container sizes important to you no matter when the recycling is done?

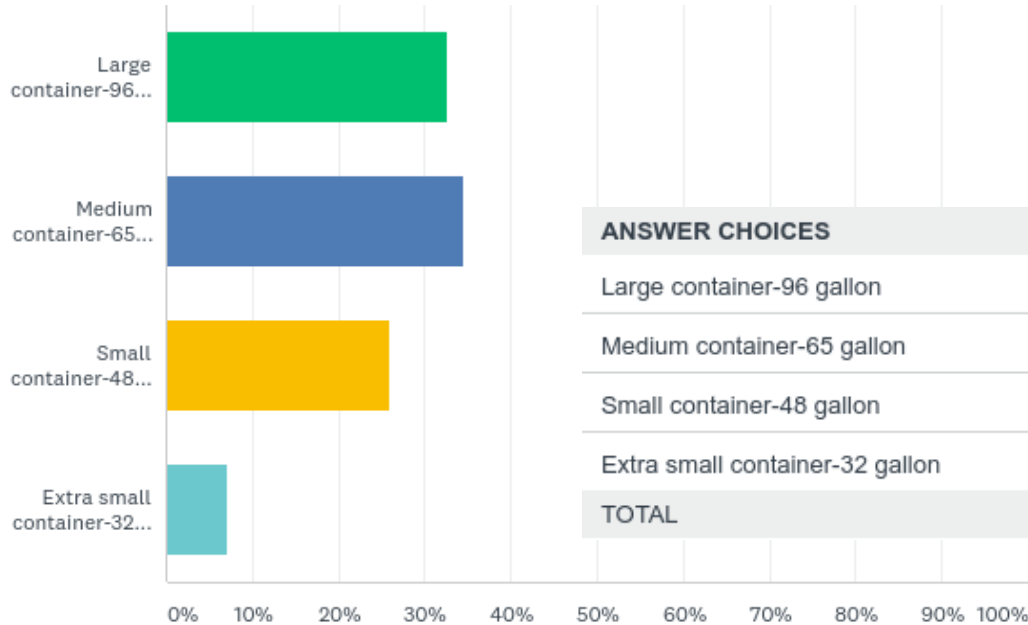
Answered: 212 Skipped: 21



ANSWER CHOICES	RESPONSES	
Yes	68.40%	145
No	31.60%	67
TOTAL		212

# Question 13: What size container do you prefer?

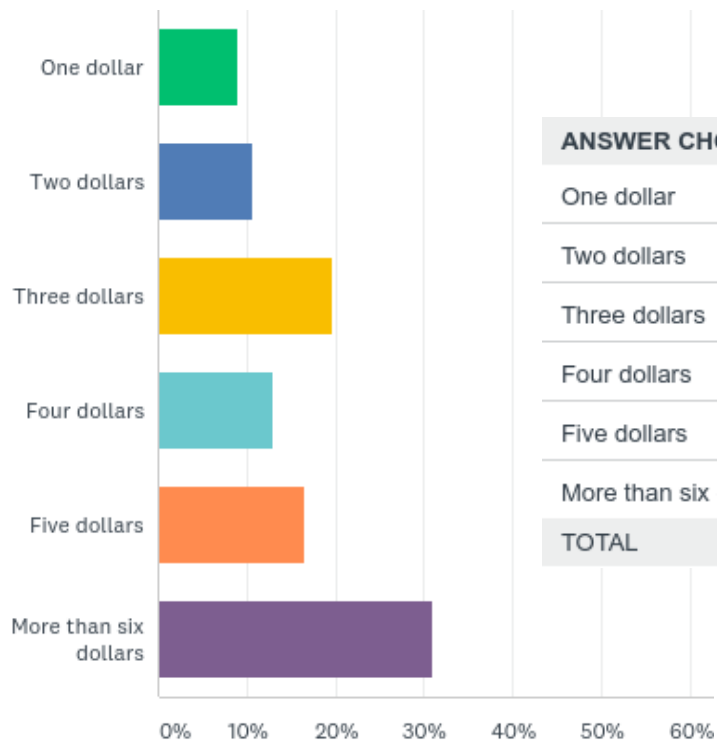
Answered: 212 Skipped: 21



ANSWER CHOICES	RESPONSES
Large container-96 gallon	32.55% 69
Medium container-65 gallon	34.43% 73
Small container-48 gallon	25.94% 55
Extra small container-32 gallon	7.08% 15
<b>TOTAL</b>	<b>212</b>

# Question 14: How much do you think it costs the customer every month for recycling?

Answered: 223 Skipped: 10

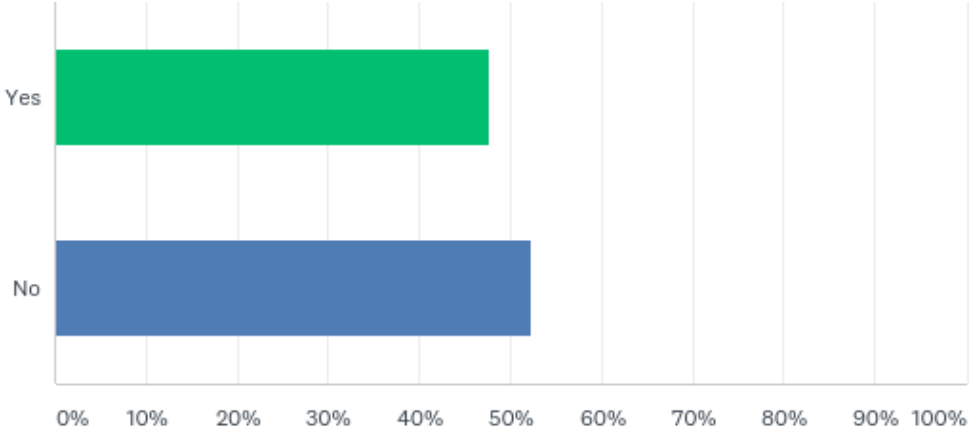


ANSWER CHOICES	RESPONSES
One dollar	8.97% 20
Two dollars	10.76% 24
Three dollars	19.73% 44
Four dollars	13.00% 29
Five dollars	16.59% 37
More than six dollars	30.94% 69
<b>TOTAL</b>	<b>223</b>



# Question 15: If your current bill included a monthly charge of \$4.00 for recycling every week would you be willing to pay this amount for the recycling services?

Answered: 231 Skipped: 2



ANSWER CHOICES	RESPONSES	
Yes	47.62%	110
No	52.38%	121
TOTAL		231

# Question 16: Do you think recycling in our community is making a difference in the environment?

Answered: 231 Skipped: 2

